

HEXPIN® APPLICATION CHART

SURFACE	CONDITION	JOB								
			CARBIDE CHIP	50-50 REVERSE	AGGRESSIVE CHIP	VERY AGGRESSIVE CHIP	GREEN DIAMOND	GOLD DIAMOND	BLUE DIAMOND	TURBO CUT™
 CONCRETE	Cured	Sanding								
		Grinding								
	Green	Sanding								
		Grinding								
	Uneven	Grinding								
 PAINT	Stripe Line	Removal								
		Clean up								
	Floor Paint	Removal								
		Clean up								
	Old Paint	Removal								
		Clean up								
 ADHESIVES and COATINGS	Thinset	Removal								
		Clean up								
	Carpet Mastic	Removal								
		Clean up								
	Rubber Carpet Backing	Removal								
		Clean up								
	Epoxy	Removal								
		Scarification								
	Urethane	Removal								
		Scarification								
	Fiberglass	Removal								
 STONE FLOOR MAINTENANCE	Terrazzo	Lip page Removal								
		Polishing								
	Marble	Lip page Removal								
		Polishing								
 WOOD	Sanding	Sanding								
	Paint Removal	Paint Removal								
	Coating Removal	Coating Removal								
 GENERAL PURPOSE	Ice	Removal								
	Wax	Remove/Apply								
	Rust on Steel	Cleanup								
	Dirt and Grease	Removal								
	VCT Tile	Cleaning								

INDIVIDUAL JOB REQUIREMENTS MAY VARY.
This chart only represents a general overview of Pearl's Hexpin® System. For more complete technical instruction, please refer to our Hexpin® Information Booklet or consult your local distributor.

50-50 Reverse-Reverse.
Ask product specialist for details.

Aggressive Chip. Use twelve (12) HEX3CARB

Very Aggressive Chip. Use twelve (12) HEX4CARB and a SuperCutch™









General Purpose Diamond Pin.

Heavy Duty Diamond Pin.

Hard Bond for Green Concrete Diamond Pin.

HEXPIN® APPLICATION CHART

NEW

SURFACE	CONDITION	JOB						COMMENTS
			DIAMOND EZ PADS	DIAMOND PADS	DIAMOND HENCUPS®	DIAMOND DISC PADS	GRINDING STONE	
 CONCRETE	Cured	Sanding	✳	✳	✳		✳	• For increased performance add weight.
		Grinding	✳	✳	✳		✳	
	Green	Sanding					✳	
		Grinding					✳	
	Uneven	Grinding	✳	✳	✳		✳	
 PAINT	Stripe Line	Removal	✳					• For increased performance add weight. • Fine sand may be added to enhance paint removal.
		Cleanup	✳	✳				
	Floor Paint	Removal	✳					
		Cleanup	✳	✳	✳		✳	
	Old Paint	Removal	✳					
		Cleanup	✳	✳	✳		✳	
 ADHESIVES and COATINGS	Thinset	Removal						• For increased performance add weight. • Fine sand may be added to enhance adhesive coating removal with Carbide and Diamond Hexpin®. • Cleanup applications should only be done when most of the mastic has been removed with Carbide Hexpins®. Concrete must be exposed before moving to Diamond or Turbo-Cut™ Hexpins® for cleanup.
		Cleanup	✳	✳	✳		✳	
	Carpet Mastic	Removal						
		Cleanup	✳	✳	✳		✳	
	Rubber Carpet Backing	Removal						
		Cleanup	✳	✳	✳		✳	
	Epoxy	Removal	✳	✳				
		Scarification		✳	✳		✳	
		Cleanup	✳					
	Urethane	Removal		✳	✳			
		Scarification						
		Cleanup	✳					
	Fiberglass	Removal						
 STONE FLOOR MAINTENANCE	Terrazzo	Lippage Removal				✳		• Diamond Disc Pad Hexpins® are available in a variety of grits. Match the grit selection to job application.
		Polishing				✳		
	Marble	Lippage Removal				✳		
		Polishing				✳		
 WOOD	Sanding	Sanding						• The Hexpin® Sander attachment allows standard buffer accessories to be used with the Pearl Hexpin® Plate. Select the appropriate attachment for your job application.
	Paint Removal	Paint Removal						
	Coating Removal	Coating Removal						
 GENERAL PURPOSE	Ice	Removal						
	Wax	Remove/Apply						
	Rust on Steel	Cleanup					✳	
	Dirt and Grease	Removal		✳			✳	
	VCT Tile	Cleaning						

INDIVIDUAL JOB REQUIREMENTS MAY VARY.
This chart only represents a general overview of Pearl's Hexpin® System. For more complete technical instruction, please refer to our Hexpin® Information Booklet or consult your local distributor.